

# ALLAN BLOCK LANDSCAPES

Newsletter for the Landscape Professional

Issue 30



## Inside:

- From OldTimbers to a "WOW" Backyard Space
- Outdoor Entertaining - Rooms and Kitchens
- Need to Replace a Timber Wall? Need a Contractor?
- Construction Tips for a Smooth Project



[allanblock.com](http://allanblock.com)

# *Entertain, Relax & Enjoy Your Backyard*



Want to take your backyard and create something you can relax and/or entertain in for years to come? It can be done, just ask these homeowners. Like many older residences, retaining walls using treated timbers were common place, but now those timbers are deteriorating and need replacing.



The Moran's of Colorado knew that they would need to hire a contractor to tackle this project. Their property backed up to a church

parking lot that was 10 ft (31 m) above them and was being retained with treated timbers. There was very limited access from the front yard to get the timbers out and new products in. Working around existing trees and numerous of utility lines added to the complexity of the project.

The homeowners contacted Slaton Brothers of Colorado to explore the different options available and to start the process. With some ideas in mind, such as a stairway, built-in planters and a patio for entertaining, the homeowners were hoping Slaton Bros. could expand and give some life to their project. They met with Sam Blick who created a beautiful design that incorporated their ideas using retaining walls and pavers in matching colors. The homeowners really liked their proposed design and were excited with the prospect of using their backyard for entertaining.

Once the project started, it went by quickly. With a 3 man crew, they started a full tear-out and rebuild working around the limited access from the back of the property. The treated timbers were the first thing to go. Slaton has the means to remove and dispose of them properly, so there were no added costs in having to hire a waste management company. Next was the excavation and preparing for placement of the walls.

All the necessary equipment, blocks and materials were hand lowered into the backyard and lower wall. There were four established evergreens and a cluster of utilities that made bringing in the materials a challenge, but Sam and his crew were up for the challenge. Within just a few weeks the project was done and the homeowners were ecstatic. It had turned out better than they could have imagined.

Soon after the project was completed the homeowners again called Slaton Bros. to come back and add a raised patio to their front entryway that included a winding pathway to their backyard. A complete and beautiful transformation.



# Outdoor Entertaining -



It won't be long before the summer outdoor entertainment season is in full swing. Instead of looking at the same old backyard – create a space that reflects the way you live outdoors.

## Outdoor Rooms

Think about the features of outdoor living spaces just like the pieces used indoors, floors walls and ceilings. Create low seating walls using AB Courtyard Collection™ to frame in your “room” or add extra seating for those great outdoor get-togethers. Use pavers and pergolas to enhance the space.



Add some ambience with a fire pit or water feature, or even some light posts to entice your senses and make your outdoor space the place to be. AB Courtyard is simple to use to create the perfect feature for your outdoor room.



# Enjoy Your Surroundings



[allanblock.com](http://allanblock.com)

Add function to your space that is ideal for any outdoor entertaining. Outdoor kitchens and bars are a great way to spice it up. Outdoor kitchens can be simple to elaborate and enhance the use of the space so, get creative! Use the AB Courtyard Collection or one of Allan Block's retaining wall collections (AB Europa® Collection or AB® Collection) to build the outdoor kitchen of your dreams.



## Outdoor Kitchens



*Not sure where to start? Like these ideas, or have your own? Visit [allanblock.com](http://allanblock.com) for everything you need to help you plan, design and build your AB project. For additional help, visit your local AB Distributor; many offer DIY training or design assistance for your entire project.*

# Time To Replace Your Timber Wall?

*If your timber wall starting to look old and gray or rotting in places? Worse yet, is it failing or threatening to fall down? These are definite indicators that something needs to be done.*

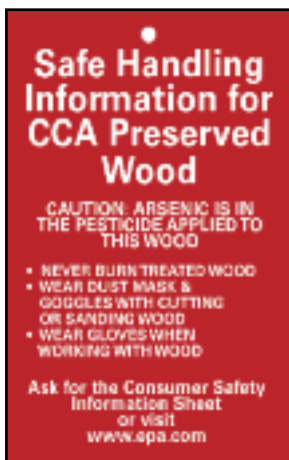
Failing timber walls can be a major source of hazard in your yard and surrounding properties and pose dangers to your friends and family. Over time, all wood walls fail or simply deteriorate. Replacing with another wood wall means knowing you will have to replace it again in the future once it again deteriorates and fails. Each replacement is a costly proposition. As the appearance of your timber wall begins to fade so does its structural integrity. In many cases timber walls are incorrectly replaced by constructing a timber wall in front of the old, and that can only lead to another short-term fix.

If you are looking for a durable material to replace your timber wall, Allan Block is just the product you are looking for. Unlike treated timber, concrete block will neither fade nor decompose. Concrete retaining walls are safer, longer lasting, and more attractive in the long run. With the diverse collection of products in Allan Block you are sure to find a design that will suite your retaining wall needs.



Don't put your safety and backyard at risk with another timber wall! Our friendly certified contractors and producers will help you plan, design, and build an Allan Block retaining wall system.

Visit our website at [allanblock.com](http://allanblock.com) to find and contact your nearest Allan Block representative. They can refer you to an AB Certified Contractor who can safely remove your old timbers and replace them with a beautiful long lasting Allan Block retaining wall that is safe for your environment.



## Need A Contractor?

Training is very important to Allan Block. We put a great deal of our time and effort into training the professionals (engineers, architects, contractors, etc) in regards to how to design and build with the Allan Block product properly and profitably. When you begin your search to find a reliable company to create your dream landscape, be sure to look for an AB Certified Contractor. These professionals have dedicated time learning correct installation practices to ensure your project will last a lifetime.

Contact your local AB Distributor and ask for a referral to an AB Certified Contractor in your area today.

## Are You A Contractor Looking For Customers?

By attending an AB Contractor Certification Class and then building an Allan Block wall, you can achieve the status of an AB Certified Contractor. This opens the door to referrals from your local dealer and manufacturer. You will be backed by a library of detailed information, estimating software and knowledgeable professionals that can help with all general and technical you may have.

Visit our website or contact your local AB manufacturer today to find the location and time of the next AB Contractor Certification Class.

# Tips for Building with Allan Block



## Construction Tips To Help Your Project Go Smooth

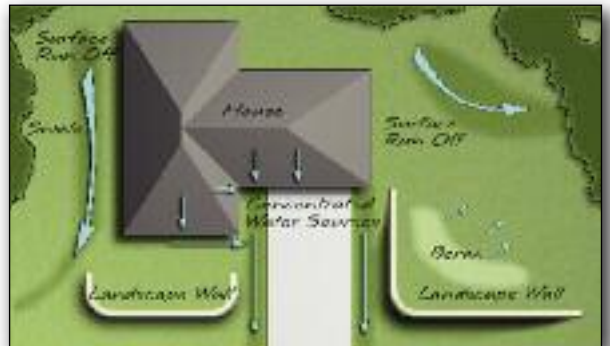
Here are some tips to insure the success of your project.

### AB Retaining Walls

- Understand your site, draw up a plan to include your changes
- Determine how water should be handled during and after construction
- Offset the blocks during construction
- Keep the top of the blocks clean of debris to help with installation of additional courses


### AB Courtyard Walls

- Install the blocks 2 courses at a time to ensure blocks line up properly
- If you need an opposite angle, a block can be flipped upside down
- If using a natural stone cap, the top course can be flipped upside down to create a flat surface



### Did you Know?

Allan Block has gone social - Check us out on **Facebook**, follow us on **Twitter**, watch us on **You Tube** and read our blog at [allanblockblog.com](http://allanblockblog.com) for the latest information.



[allanblock.com](http://allanblock.com)

Sign up at [allanblock.com](http://allanblock.com) to receive the *Allan Block Landscapes* newsletter by e-mail.

© 2011 Allan Block Corporation 5300 Edina Industrial Blvd., Edina, MN 55439 952-835-5309 - phone 952-835-0013 - fax Ret. Walls US Pat. #5,484,236, #6,792,731, #6,322,742, #6,854,236 Canadian Pat. #2,012,286, #2,133,675 Mexico Pat. #189,846 Europe Pat. #649,714, #99,308,421.9 Australian Pat. #682,394, #133,306 Germany Pat. # 69,423,563.6 Taiwan Pat. #NI-72269 Japan Pat. #3,142,107 AB Courtyard Pat. US Pat. #6,948,282 Canadian Pat. #2,432,660 Int'l & other patents pending DOC. #L0329-0511