


# ALLAN BLOCK LANDSCAPES


Newsletter for the Landscape Professional

Issue 31



## Inside:

- A New Level for the Raised Patio
- Stairway Options for your Project
- So Many Possibilities with Raised Patios
- Finishing Your Allan Block Wall



[allanblock.com](http://allanblock.com)



## *Raised Patios - A Step Above the Rest*



In Sharonville, OH – a quaint and beautiful suburb of Cincinnati – an extraordinary outdoor patio was built this spring with rave reviews from the homeowners. This raised outdoor patio has it all from a floor to ceiling fireplace, hot tub, a kitchen/bar area with pizza oven, and an entertainment area - everything one needs to entertain in style.

Before the transformation the homeowners would look out their patio door to a small cement pad with a sloping backyard and wish they had something better. With busy lives, they knew they would not be able to tackle such a project on their own, so they sought out the help of a contractor that could expand their home outdoors and build them something they could really enjoy.

With so many possibilities, they worked with a general contractor and explained their thoughts and ideas. When the plan was finalized the homeowners knew it was going to meet all their needs and more.


One of the first steps of the project was to level the backyard. That's when Octavio Sanchez from Master Retaining Wall Solutions of West Chester, OH and his crew were brought in



to install a retaining wall to create the raised patio the foundation of the project. Using Allan Block's Abbey Blend pattern, from the AB Europa Collection, along with 80 tons of backfill material the project had begun.

With the wall and paver floor in, an extension to the roof was installed over part of the patio that expanded their home right out into the outdoors. Octavio then installed the AB Courtyard Collection on top of the retaining wall to enclose the patio. This 2-sided wall system added privacy as well as additional seating for their larger gatherings. Lighting and built-in speakers were added to the AB Courtyard wall for a complete entertainment package.

For access to the backyard a beautiful set of stairs were installed. With great detailing work from Octavio, the beautiful and flexible AB Courtyard products and wrought iron handrails give the staircase an upscale look and feel. The entire project took about 2 months and the homeowners couldn't be happier. Another great project with Allan Block.



# Stairways - From Small to Large - Simple o

Steps and stairs can come in a variety of shapes or sizes. Depending on your project and what you have envisioned, Allan Block is versatile enough to create just about anything.

## Entryways

All great entryways begin with a welcoming walkway that ushers visitors to your front door in grand fashion. With Allan Block, the options for entrance walks are endless.

To give your front entry even more allure, consider widening or flaring the steps and sidewalk out rather than just a straight set of steps.



## Steep Slopes


To tame steep slopes and create more outdoor living area, a quick set of stairs can take you from one patio to another. Almost like adding a 2 story addition.



## Basic Installation for Stairways

For complete details, visit our website at [allanblock.com](http://allanblock.com) to plan, design and build your Allan Block projects.

Excavate and install drain pipe.



Install wall rock and compact.



Install base course and level.  
Install wall rock and compact.



Install next course for stair riser and level.



# For Complex Use AB for Results



[allanblock.com](http://allanblock.com)



## Flowing Landscapes

Stairs provide a beautiful way to easily access any part of your property and can add instant curb appeal to your home. Create flowing curved stairs with larger landings for an easy stroll up the hill.

Match your stairway design to the natural grade of your slope.

- On steep slopes, keep the blocks tight together.
- On gentle slopes, add pavers or other materials to increase the depth of the tread and length of the run.
- Landings can soften a long stairway and provide an easy way to tie sets of steps together.

## Landscape Accents


To give your entryway the utmost in elegance and grandeur, consider using concrete accents, such as posts or pillasters.



Install wall rock and compact.    Install additional stair risers.



Learn More Here.



Look for our Landscape Walls Guide for full details.

# *Raised Patios - So Many Possibilities*

Raised patios, come in many different shapes and sizes and with their natural appearance and low maintenance they are popular for both backyards and also for a new approach to landscaping the front yard.

As with the traditional ground level patio, raised patios can be built using our retaining wall products from our AB Collection, AB Europa Collection or AB Fieldstone Collection. They can be raised just a few inches above ground level or several feet. Pavers are the perfect compliment to complete the surface of the patio. To enclose the patio, which gives the feeling of an "outdoor room", a great two-sided patio wall system - AB Courtyard - is a fantastic choice.

Raised patios, unlike wooden decks, have the advantage of being low in maintenance. You won't have to stain your wall, for example, and the blocks and pavers will not rot. Because they are made of concrete they are also very durable and virtually won't wear out.

Installing a raised patio uses the same steps outlined in our Landscape Walls Guide for building a retaining wall. Before beginning make sure to check with your local city in regards to any permits that may be required.



# Finishing an Allan Block Wall



The Allan Block retaining systems can be finished off in several different ways. When designing your project, take into account how you want the finished wall to look. Here are a couple options:

- Use AB Capstone
- Use plantings or sod
- Use decorative rock or mulch
- Use AB Courtyard

Visit [allanblock.com](http://allanblock.com) for more details, photos & additional options.

**Allanblock.com - Everything You Need All In One Place**



The [allanblock.com](http://allanblock.com) website has everything you need to plan, design and build your project, including complete installation details, video installation, estimating tools, project profiles, product information and much more.

Visit our photo gallery at [allanblock.com](http://allanblock.com) to see a vast resource of different projects and ideas for all the Allan Block products. When designing your project, make sure to use [allanblock.com](http://allanblock.com) as your #1 resource!

### Did you Know?

Allan Block has gone social - Check us out on **Facebook**, follow us on **Twitter**, watch us on **You Tube** and read our blog at [allanblockblog.com](http://allanblockblog.com) for the latest information.



Sign up at [allanblock.com](http://allanblock.com) to receive the *Allan Block Landscapes* newsletter by e-mail.

© 2011 Allan Block Corporation, Edina, MN 55439 952-835-5309 - phone 952-835-0013 - fax Ret. Walls US Pat. #5,484,236, #6,792,731, #6,322,742, #6,854,236 Canadian Pat. #2,012,286, #2,133,675 Mexico Pat. #189,846 Europe Pat. #649,714, #99,308,421.9 Australian Pat. #682,394, #133,306 Germany Pat. # 69,423,563.6 Taiwan Pat. #NI-72269 Japan Pat. #3,142,107 AB Courtyard Pat. US Pat. #6,948,282 Canadian Pat. #2,432,660 Int'l & other patents pending DOC. #L0330-0911

